



香港交易所

31/07/2017


2/8/2017

I.

1.

(1)	<u>750</u>			
))
		<u>1,200,000,000</u>	<u>US\$0.01</u>	<u>US\$12,000,000</u>
()			
		<u>1,200,000,000</u>	<u>US\$0.01</u>	<u>US\$12,000,000</u>
(2)				
))
()			

2.



III.

(/ /) _____					
2009 7					
23					
3.56/					
11,242,404					11,242,404
(1)					
2. 2010 5					
27					
2.78/					
0					-
(1)					
3. 2011 10					
11					
2.67/					
7,231,599					7,231,599
(1)					
4. 2015 5					
22					
11.65/					
6,026,332					4,017,554
(1)					
			A. () _____		
			() _____		
			() _____		
	() _____				

(/ /)

1. _____

(/ /)
() _____

(I) _____

()
(/ /) _____ (/ /)

2. _____

(/ /)
() _____

(I) _____

()
(/ /) _____ (/ /)

3. _____

(/ /)
() _____

(I) _____

()
(/ /) _____ (/ /)

4. _____

(/ /)
() _____

(I) _____

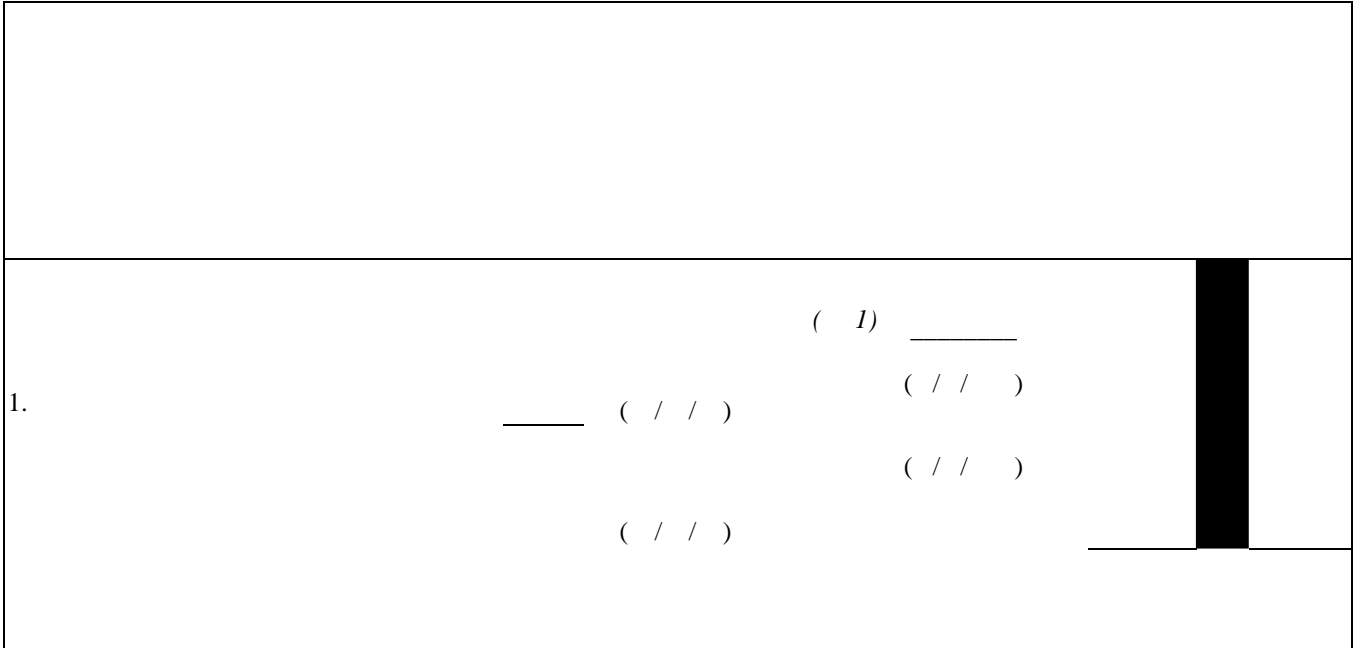
()
(/ /) _____ (/ /)

B. () _____
() _____
() _____


1.	930,000,000			
	5%			
		816,000,000	816,000,000	66,114,207
	()	5790		
	(1)			
	()			
	(/ /)	(/ /)		
2.				
	()			
	(1)			
	()			
	(/ /)	(/ /)		
3.				
	()			
	(1)			
	()			
	(/ /)	(/ /)		
4.				
	()			
	(1)			
	()			
	(/ /)	(/ /)		
			C. ()	
			()	
			()	

(/ /)()	
1. _____ _____ _____ _____ (/ /) _____ (I)	
2. _____ _____ _____ _____ (/ /) _____ (I)	
3. _____ _____ _____ _____ (/ /) _____ (I)	
_____ D. () _____ () _____ ()	

2.



2.



--	--

9.		(I) _____	
		(/ /)	(/ /)
			(/ /)
		(/ /)	_____

10.		(I) _____	
	()	(/ /)	(/ /)
	_____		(/ /)
		(/ /)	_____
		E. () _____	
		() _____	
		() _____	

	A E	(1) _____
		(2) _____
	A E	_____
	A E	_____
<i>II</i>		

